


**March 2022
Edition**



Big News

March Observances

Nat. Caffeine Awareness Month

Nat. Irish American Month

Nat. Red Cross Month

1. Peanut Butter Lovers Day

2: Dr Suess Birthday

13: Day Light Savings Time

17: St. Patrick's Day

23: National Puppy Day

31: National Prom Day

(503)646-2940 DuFresnesAutoRepair.com

Learn about Dr. Seuss Day-March 2nd Happy Birthday

Theodor Seuss Geisel, commonly known by his pen name Dr. Seuss, was a writer, poet and cartoonist. Though best known as a children's author (he released a whopping forty-six books for tykes), his career also saw him work as an illustrator for advertising campaigns and a political cartoonist



during the Second World War. He was also a true perfectionist, known to discard 95% of his material before settling on a theme for a new book, sometimes spending up to a year writing a single story, and preferring payment upon completion, rather than in advance.

Thank You For The Kind Words

Ben Cheek

Du Fresne's took amazing care of our jeep and everything works like a dream. Great communication and dedication to their customers. They also have a great connection to the community with their charity work. I can't recommend Du Fresne's enough and it is my first choice auto repair

Rhiannon Etheredge

I have gone to a lot of different places in my time and this place is the best by far! They do a great job on the vehicles, are honest about what you need and don't need and they are super friendly. I have recommended them to others and I will not go anywhere else now!

Kevin Shank

This was a great experience. I am grateful that a friend recommended I try this shop. They were clear and open about what work they recommended and finished it same day even after I arrived late due to the snow. It

was also a better price than I was quoted by one of the big chains in town. An added touch that I didn't notice until later was that they had vacuumed my interior. Sometimes the small things make a big difference!

Eileen Seely

Thanks to Preston we were able to get our car in the shop on Christmas Eve.. We had a water pump/timing belt go out and they were able to find the parts, order them and get us back on the road within a few days. Preston's follow up and follow through is greatly appreciated. He made sure the car arrived (by tow) and the inspection was complete even though he wasn't working that day. Thank you Preston, we can always count on you!



National Puppy Day – March 23, 2022



Prepare yourselves for an overdose of cuteness, because March 23 is National Puppy Day! Established in 2006, National Puppy Day is a paw-some day for all dog enthusiasts to celebrate unconditional love and fawn over the undeniably cute fur balls that bring so much happiness into this world. While we're all soft-ies when it comes to our four-legged friends, today is also designed to raise awareness about puppy mills and help prospective pet owners consider adoption.



Headlight Restoration

~~\$149.99~~
~~\$149.99~~



ONLY
\$129.99

Most Cars

**Have you noticed it harder to see
at night or when it's raining?**

If you have cloudy or worn and yellow headlights you are taking a big and unnecessary risk when you drive at night. According to the AAA Foundation For

Traffic Safety: An average of 9 out of every 10 cars on the road today has dirty or yellowed headlights that greatly reduce vision and need to be replaced, repaired or restored.

Most people do not know that not only do worn or cloudy headlights look bad, but they also reduce light output by as much as 95 percent. That is a huge difference in whether you can effectively see or be seen when driving at night .


March 2022

(503)646-2940 DuFresnesAutoRepair.com

Happy St. Patrick's Day

		9	3	4	2			
		4				3		6
	5				9	7		
							7	
3		6				1		9
	9							
		2	7				6	
7		8				5		
			1	8	3	4		

No math is required to solve a Sudoku. You only need logic and patience. Simply make sure that each 3x3 square region has only one instance of the numbers 1-9. Similarly, each number can only appear once in a column or row in the larger grid. The difficulty on this puzzle is easy.



"I have put on a few pounds, but it's mostly water weight."

DuFresne's Auto Service Big News

We understand you want to keep your car for a long time. And the good news is, **YOU CAN!** All you have to do is take good care of it. Have you been putting off some car issues you need to get take care of?

Get Lucky All Month Long W/These Specials

Check out these great deals **ALL OF THEM UNDER \$40.00**



Get Lucky



March 2022 Special

Conventional
Oil & Filter Change

\$34.99

5 Quarts-most cars

Tire Rotation &
Brake Inspection

\$19.95

Most Cars W/any other
Service

Replace Wiper
Blades

\$19.95

Front Blades Only
In Stock

Battery Service

\$19.95

Check Battery For
Charge, Clean & tighten
Battery Terminals

Check Engine Light
Diagnosis

\$39.99

1st step only-May
requote additional Diag

FREE 70 Point
Inspection W/ any
other Service

FREE

Coolant Check and
Up to One Gallon
Anti-Freeze

\$39.99

FREE

Latte or Mocha
\$3.50 Value

\$10.00 OFF

**Synthetic Oil
Change**

(503)646-2940 DuFresnesAutoRepair.com

Coupons



**\$2.00 OFF
PROPANE**



Minimum 4 Gallons

Expires March 31st, 2022

REBATE

- ⇒ Did you get a Rebate From Us?
- ⇒ Have you used your Rebate yet?
- ⇒ Don't forget to use your Rebate!



Lucky Brake Special

Flush Brake Lines
Flush Wheel Cylinders
Flush Master Cylinders-
Includes 2 units of brake fluid

~~**\$149.99**~~

\$89.99

Expires March 31st, 2022

Secrets From Nancy & Tee's Kitchen



Let us know if you liked

Luck o' the Irish: Reuben Crescent Bake

2 tubes (8 oz. each) refrigerated crescent rolls
1 pound Swiss cheese, divided
1 pound sliced deli corned beef
1 can (14 oz.) sauerkraut, rinsed and drained
2/3 cup Thousand Island salad dressing
1 egg white, lightly beaten
Caraway seeds to sprinkle



Preheat oven to 375 degrees. Drain sauerkraut and rinse well. I used a strainer then used paper towels to press additional moisture out of the sauerkraut. Set aside. Unroll one tube of crescent dough into one long rectangle. Seal seams and perforations. Press onto the bottom of a greased 13- by 9-inch baking dish. Bake 8 to 10 minutes or until golden brown. Layer with half the cheese. (The original recipe called for sliced cheese, but I prefer grating a 16-ounce block of cheese in the food processor. Either way is fine.) Layer all the corned beef on top. Combine sauerkraut and salad dressing. Spread over beef. Top with remaining cheese. Put a piece of waxed paper on the counter. Remove the remaining roll of crescent dough from the tube and put on the waxed paper, forming a rectangle. Place another piece of waxed paper on top. Use a rolling pin to seal the perforations and form it into a 13- by 9-inch rectangle. Take off the top layer of waxed paper, and flip it onto the casserole. Remove the other layer of waxed paper and stretch to fit the casserole dish, sealing any perforations. Brush with egg white. Sprinkle with caraway seeds. Bake 12 to 16 minutes or until heated through and the crust is golden brown. Let stand 5 minutes before cutting. Yield: 8 servings.



World Wonder –Petra


March is one of the best times to vacation. The March equinox, which occurs around March 20, marks the beginning of spring in the Northern Hemisphere and the beginning of fall in the Southern Hemisphere. For this reason, March tends to be a mild time of year, warmer than the winter months and cooler than the summer months.

Flight and accommodation costs tend to be lower which makes March the perfect time for some much-needed rest and relaxation.

One of the world wonders is Petra, an ancient city located south of the Dead Sea. Inhabited for more than 200,000 years, the Rose City -- so called for the pink hue of its stone cliffs -- is best known for the carved cliff face of the Treasury, which is believed to have been a temple or tomb for a royal family.

The trek to Petra takes several hours, and it can be miserable during the sweltering summer. However, during March, temperatures are generally in the mid-70s, and the highs don't exceed the low 80s.

This weather makes for an enjoyable excursion to Petra during the day, or even at night, when you can see the Treasury lit up by thousands of candles. Happy Travels!



DuFresne's Auto Service Big News

Here are the steps to follow to check your car's oil: **1.** Check the oil when the engine is warm. Oil expands when it's hot and contracts when it's cold; different temperatures will give you different readings. Park the car on a level surface. **2.** Turn off the engine. It's best to wait at least 10 minutes to give the oil a chance to drain down into the crankcase. Otherwise, you might think you're as much as a quart low when you're not. **3.** Open your hood. **4.** Find the dipstick - a long piece of metal sticking out of the engine usually located near the spark plugs with a loop at one end. Many dipsticks now have a "T" handle or are incorporated into the fill cap. If you don't find the loop, look for these. **5.** Pull on the loop and draw the dipstick all the way out. **6.** Wipe the oil off the dipstick with a paper towel or shop rag. **7.** Replace the clean dipstick, making sure to push it all the way in; then pull it back out and hold it horizontally in front of you. **8.** Look at the pointed end of the dipstick. If the oil on the dipstick is below the line marked "full", add a small amount of oil (less than a quarter of a quart) with a funnel. Many dipsticks simply have two lines with a cross hatch design in between. The oil level should be half-way between these two lines. **9.** Add oil by unscrewing the oil filler cap, which is about 3 inches in diameter and is located on the very top of the engine. **10.** Check the oil level with the dipstick after adding oil. Add more if necessary. It's easy to add more oil but difficult to remove oil if you add too much so add slowly and continue rechecking. **11.** Put the oil filler cap back on and secure it tightly. The oil lubricating system is a closed system. This means that the oil does not get "used up" or go anywhere. If it's consistently low, there may be an oil leak. Leaks always get worse, and losing all the engine oil will require expensive repairs and/or replacing the engine. Make sure to bring it in if your car seems to have an oil leak.



Think you might have an oil leak??

\$20.00 Off Steam & Dye

Lets catch it before it's a big repair Expires March 31st, 2022

(503)646-2940 DuFresnesAutoRepair.com

DuFresne's Auto Service Big News

Here are the steps to follow to check your car's oil: **1.** Check the oil when the engine is warm. Oil expands when it's hot and contracts when it's cold; different temperatures will give you different readings. Park the car on a level surface. **2.** Turn off the engine. It's best to wait at least 10 minutes to give the oil a chance to drain down into the crankcase. Otherwise, you might think you're as much as a quart low when you're not. **3.** Open your hood. **4.** Find the dipstick - a long piece of metal sticking out of the engine usually located near the spark plugs with a loop at one end. Many dipsticks now have a "T" handle or are incorporated into the fill cap. If you don't find the loop, look for these. **5.** Pull on the loop and draw the dipstick all the way out. **6.** Wipe the oil off the dipstick with a paper towel or shop rag. **7.** Replace the clean dipstick, making sure to push it all the way in; then pull it back out and hold it horizontally in front of you. **8.** Look at the pointed end of the dipstick. If the oil on the dipstick is below the line marked "full", add a small amount of oil (less than a quarter of a quart) with a funnel. Many dipsticks simply have two lines with a cross hatch design in between. The oil level should be half-way between these two lines. **9.** Add oil by unscrewing the oil filler cap, which is about 3 inches in diameter and is located on the very top of the engine. **10.** Check the oil level with the dipstick after adding oil. Add more if necessary. It's easy to add more oil but difficult to remove oil if you add too much so add slowly and continue rechecking. **11.** Put the oil filler cap back on and secure it tightly. The oil lubricating system is a closed system. This means that the oil does not get "used up" or go anywhere. If it's consistently low, there may be an oil leak. Leaks always get worse, and losing all the engine oil will require expensive repairs and/or replacing the engine. Make sure to bring it in if your car seems to have an oil leak.



Think you might have an oil leak??

\$20.00 Off Steam & Dye

Lets catch it before it's a big repair Expires March 31st, 2022

(503)646-2940 DuFresnesAutoRepair.com

Big News
10690 NW Cornell Rd
Portland, Or 97229
503-646-2940
DuFresnesAutoRepair.com



PRESORTED
FIRST-CLASS
US POSTAGE
PAID
WEST PRESS
85726