

**October 2020
Edition**

**Revving Your Mind
Not just Your Engine**



Inside This Edition:

Mission "Impastable"

Wow...What A Testimony

Trunk-or-Treat

The Stumpers


Savings Hub

Cinnamon Apple Pie Bread

Soothing Glow

**From Your Friends at
Du Fresne's Auto Repair**

Laugh Out Loud



Holiday Insights

Adopt a Shelter Dog Month
Breast Cancer Awareness Month
National Diabetes Month
Computer Learning Month
National Pizza Month
Oct 1: Natl Homemade Cookies Day
Oct 2: Name Your Car Day
Oct 4: National Golf Day
Oct 5: Do Something Nice Day
Oct 5: World Teacher's Day
Oct 9: Curious Events Day
Oct 10: Natl Motorcycle Ride Day
Oct 11: It's My Party Day
Oct 12: Columbus Day
Oct 16: Bosses Day
Oct 19: Evaluate Your Life Day
Oct 20: Intl Chefs Day
Oct 21: Intl Nacho Day
Oct 22: National Nut Day
Oct 25: World Pasta Day
Oct 30: Frankenstein Friday
Oct 31: Happy Halloween

Hours
Monday - Friday
6AM - 5PM

***Hurry...
Savings Inside!***

(503) 646-2940 ■ DuFresnesAutoRepair.com

Mission "Impastable"

Calling all Carb-Lovers! World Pasta Day is celebrated on October 25th this year. Here's some lip-smacking tidbits you might not know:

People have been eating pasta since at least 5,000 BC. However this delightful holiday was only established in 1995 when 40 pasta producers from around the world gathered to hold the globe's first World Pasta Congress.

Buca di Beppo Italian Restaurant in Garden Grove, California successfully created the World's Largest Bowl of Pasta according to the Guinness World Records. Using a repurposed swimming pool as a pasta bowl, measuring 15' in diameter by 3.5' high. The pool was filled with more than 13,786 pounds of pasta and 120 gallons of sauce to acquire the title.

It took over 20 people, working full-time for a week, to cook spaghetti and create a "bucket brigade" to fill the massive "bowl". Six chefs supervised the preparation and production. Once the title was official, the mounds of pasta was donated to the local agricultural community to be used as animal feed. "Mission Impastable" Complete!



*When black cats prowl
and pumpkins gleam,
may luck be yours
this Halloween.
~Unknown*

WOW...What A Testimony!

David Durrant: "These folks were a lifesaver! Here it was, Friday afternoon going into a long weekend, and I had a short in my headlight. Replacing the bulb did not fix the problem. Complicating matters, I drive delivery, and would need to be able to navigate safely in the dark all through the weekend. They took the time to remove the air cleaner, isolate the problem and replace the wiring harness for that headlight. I was able to work through the weekend safely with confidence. Thanks, guys!!!"

Sean Gilley: "They always do a great job and never overpriced. Support your local businesses."

Rebecca Liddell: "Quick service, professional, amazing! Got new brake rotors, air filters, oil change and flush. Definitely needed all."

Desire Hezumuryango: "Great job and supper fast. I dropped off the car about 7:30 am and after 10:00 I was able to go back to work with my car well done changing brakes system for front and rear wheels. Good job DuFresne's."

Sherron Millen: "Mechanics and office personnel at Du Fresnes are always very helpful and pleasant to deal with. They get the job done in a timely and efficient manner. Thank you for looking out for me!"

Marcus Pasquarella: "My regular shop. They always manage to fit you in if it's at all possible. Quick service and good prices."

Ken And Ann Anderson: "Always good, reliable, fast service!"

Trunk-or-Treat

Trunk-or-treat! Car-stume fleet! Give us something good to eat!

Have you ever heard of the Cars.com Car-stume Crew. Every Halloween they get creative to see what Car-stume they can come up with while bringing a little automotive amusement in the process.

In 2016, since Cars.com's home city is Chicago and the Cubs were in the World Series, they dressed up a 2016 Volvo CX90 as the Cubs Manager, Joe Maddon. It was a little simpler than there subsequent years but it was a hit. Using identifiable thick-rimmed eye-glasses, Cubs ball cap and the Cubbies logo, it was a spectacle when they drove it to Wrigley Field to shoot photos with the Cubs Fans. And the crowd went wild, to say the least.

With the bar being set, they needed to look into making a splash the following year. In 2017, they dressed up a 2017 Chrysler Pacifica as Joker. It just so happened that in 2017, the creepy clown walked around residential neighborhoods at night in full bozo regalia, scaring children. The phenomenon happened to coincide with the massive success of the big-screen version of Stephen King's "It", famously featuring Pennywise the killer clown. Combined with Heath Ledger's iconic Joker from "The Dark Knight", filmed on the streets of downtown Chicago, they new they had the perfect character for their annual Car-stume.


With 2018 being the 200th anniversary of Shelley's classic horror novel "Frankenstein", they knew they had their theme. Taking a 2018 Volkswagen Atlas, along with various vinyl wraps, Styrofoam, cardboard and pop cans, they transformed the vehicle into a very recognizable Frankenstein Monster. A huge win for the Car-stume crew.

Each year for Hallow's Eve, they dress up their long-term test car for trunk-or-treat car-stume tailored to a trend or relevant topic of the year. You never know what wicked, thrilling or classically cool costume monster hit they will come up with.

Hopefully we have inspired you to dress your ride and have some fun this Halloween.

If you take the challenge, make sure to swing by so we can see what dastardly, creepy car-stumes you've created.

Have a safe & thrilling
Halloween!



Excerpts from Cars.com

Are You Ready
for Halloween? **We Are!**

The Great Pumpkin Special

We've put together one GREAT Special to
celebrate October!! Check it out...


- ✓ All of this is included:
- ✓ Oil, Lube & Filter Change
- ✓ Complete Brake Inspection
- ✓ Tire Rotation & Air Pressure Check
- ✓ Inspect Belts & Hoses
- ✓ Inspect Under Vehicle, Suspension & Exhaust
- ✓ Check For Leaks of Oil, Transmission, Power
Steering & Coolant
- ✓ Inspect Condition Of Battery & Charging System
- ✓ Inspect All Safety Lights and Wiper Blades
- ✓ Check Anti-Freeze for Proper Levels
- ✓ Check For Tune-Up

A \$129.99 Value

NOW ONLY \$49.99 Conventional

NOW ONLY \$79.99 Synthetic

**Most vehicles*



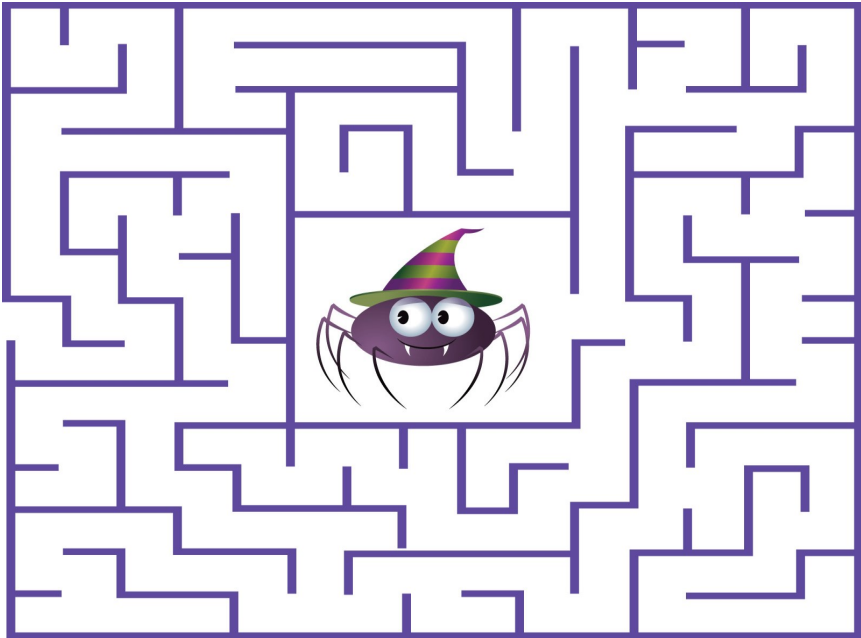
The Stumpers

SUDOKU:

Fill in the grid with digits in such a manner that every row, every column and every 3x3 box accommodates the digits 1-9, without repeating any.

		1	3	7			8	5
		3	8		1		7	
2			5				3	1
	4			8				9
			6		9			
7				5			6	
6	7				5			2
	5		9		8	1		
9	1			3	7	8		

Hint...Sudoku answers included within this edition.



MAZE:

You must find your way out in one line. Now...No cheating or erasing. :)



25% Off Any Service For Active Or Retired Military

Thru October 30th 2020

We would like to hear any moving or heroic stories-from or about our customers or your friends or family-that are in the military.

**Please E-mail me at
TeesWorld23@gmail.com and we will
put them in our next newsletter.**

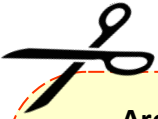
**Up To \$50.00
Savings**

**Good Thru
October 30th**

**Must Show
Military ID**



Support Our Troops



SPOOKTACULAR SAVINGS

Are your headlight
lenses foggy?

Improve your Winter Driving!



~~\$149.99~~



\$129.99

Expires Oct 30, 2020



Don't Take Chances W/Brake Fluid

Topping off Brake Fluid can be hiding a



DANGEROUS Brake Problem



Brake Inspection with
a Brake Fluid Flush

\$20.00

Off Brake Fluid Flush



Exp: Oct 30th

50% Off Any Espresso

Expires 10/30/20



Ash = Time To Change Your Filters

If you drove your vehicle during all the fires it is time to change your filters. Air Filter keeps your car breathing right and cabin air filter keeps YOU breathing right.



\$5.00 Off Each
Expires Oct 30th, 2020

We at DuFresne's Auto Service hope
and Pray that your friends and
family's all made it thru the fires.



Cinnamon Apple Pie Bread

Ditch the homemade pie crust. Dip into this flavorful, quick & easy recipe that's as sweet as apple pie!

Ingredients

⅓ cup light brown sugar (not packed)
1 teaspoon ground cinnamon
⅔ cup white sugar
½ cup salted butter, softened (or use unsalted and add ¼ tsp salt)
2 eggs
1½ teaspoons vanilla extract
1½ cups all-purpose flour
1¼ teaspoons baking powder
½ cup milk
1 granny smith apple, peeled and chopped



Directions

1. Preheat oven to 350 degrees. Grease and flour a 9 x 5-inch loaf pan.
2. Mix brown sugar and cinnamon together in a mixing bowl and set aside.
3. Beat white sugar and butter together in a bowl using an electric mixer until smooth and creamy. Beat in eggs, 1 at a time, until incorporated; add vanilla extract and stir until incorporated.
4. Combine flour and baking powder together in another bowl; stir into creamed butter mixture. Mix milk into batter until smooth.
5. Pour half the batter into the prepared loaf pan. Next add half the apples and half the brown sugar cinnamon mixture. Lightly pat/push apple mixture into batter. Pour the remaining batter over apple layer; top with remaining apples and add more brown sugar/cinnamon mixture. Lightly pat/push apples into batter; swirl brown sugar mixture through apples using a finger or spoon.
6. Bake in the preheated oven until a toothpick inserted in the center of the loaf comes out clean, 30 to 40 minutes.

Tip: If you notice it getting too brown on the top, cover it loosely with tin foil and continue baking until the inside is done.

**Thank you for
trusting us and
helping us grow.**

**Referral Customers
of the Month**

**Andrew Krane, Cory
Gill, Joe Janga, John
Marler, Sheila Evans,
Conner Egbert**

**Thank you for
brightening our day
and being an
awesome customer.**

**Customer
of the Month**

Sherron Millen

Soothing Glow

With fall like weather surrounding us, it's a perfect time to bring the outdoors in while having family fun creating lifelong memories. This Fall Leaf Lantern casts not only an inviting and soothing warm glow but also filling the heart of Autumn happiness.


- Things you'll need:
- (1) colorful leaves
 - (2) any old piece of glass or jar
 - (3) Mod Podge - found in any craft store.
 - (4) Tealight candles

Place a thin layer of Mod Podge on the jar. Then place a leaf on the mod podge and continue until the jar is sporadically covered in leaves. Leave some "free" space on the jar to allow the candle glow to seep through.

Cover the leaves in a thin layer of Mod Podge and let dry.

Place a tealight candle inside the jar and carefully light the candle.

A quick, easy & delightful craft idea to warm your hearts this autumn season. Enjoy!



4	9	1	3	7	6	2	8	5
5	6	3	8	2	1	9	7	4
2	8	7	5	9	4	6	3	1
1	4	6	7	8	3	5	2	9
8	2	5	6	4	9	7	1	3
7	3	9	1	5	2	4	6	8
6	7	8	4	1	5	3	9	2
3	5	2	9	6	8	1	4	7
9	1	4	2	3	7	8	5	6

secrets From Nancy & Tee's Kitchen



VectorStock

www.vectorstock.com

Lawn Mower Salad

Ingredients:

- 3 (12oz) bags prewashed broccoli slaw mix
- 5 (1 gram) packets 0g net carb sweetener
- 1 tbsp. white vinegar
- 1 cup full-fat mayonnaise
- 1/2 medium red onion, peeled and chopped
- 1 tsp sunflower seeds



Instructions:


In a large mixing bowl, thoroughly mix all ingredients. Serve.

I haven't met a person yet that didn't love this including my grandkids.

From the Dirty, Lazy, Lazy Keto book

Author, Stephanie Laska

This Free Issue of News Flash
is sent by your friends at
DuFresne's Auto Service
10690 NW Cornell Road
Portland, OR 97229
(503) 646-2940
Dufresneautorepair.com



HAPPY HALLOWEEN

October 2020
Edition

Revving Your Mind
Not just Your Engine

*Hurry...
Savings Inside!*

PRESORTED
STANDARD
U.S. POSTAGE
PAID
PEORIA, AZ
PERMIT NO. 202